

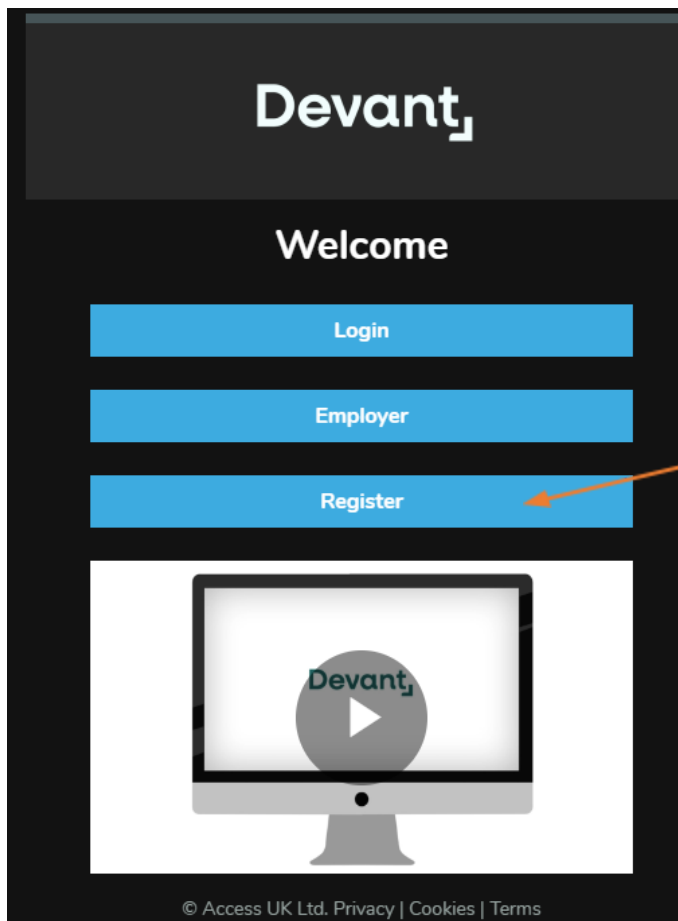


Devant Registration Steps

Step 1:

Click on the Devant Link and click 'register' to create your Devant Account.

<https://devant.careercentre.me/welcome/Devant-Group>



Step 2:

Enter your details to register for a Devant Account.

Devant_z

Welcome Login Employer Register

Sign Up

Institution

First Name

Last Name


Email

Please provide an email address.

Password

Please provide a password.

Confirm Password

I'm not a robot  reCAPTCHA

Step 3:

Agree to 'Terms and Conditions' to register.

Welcome

Before we complete your account set-up, please review the following legal information

Academica Group (Institution) has authorised you to access this online career service (Service) which uses a technology platform provided by Access UK Limited trading as Abintegro. The Institution has authorised Abintegro to process your personal data on its behalf for the purpose of delivering the Service to you. If you use the Service, Abintegro will share information about your use of the Service with the Institution. Please see Abintegro's [Privacy Policy](#) for further details including how you can, at any time, withdraw your consent (and stop using the Service). The Institution's use of the information is subject to their own privacy policy. Please accept to continue.

 I agree

Terms of Service

Your use of this Service is governed by Access UK Limited trading as Abintegro's user [Terms](#). Please accept to continue.


 I agree

Cookies

Cookies are small text files that are stored on your device when you visit websites or mobile apps. Please see our [Cookie Policy](#) for the cookies we use. Cookies can be deleted in your internet browser settings after using the Service and will not impact future use. Please accept to continue.

 I agree

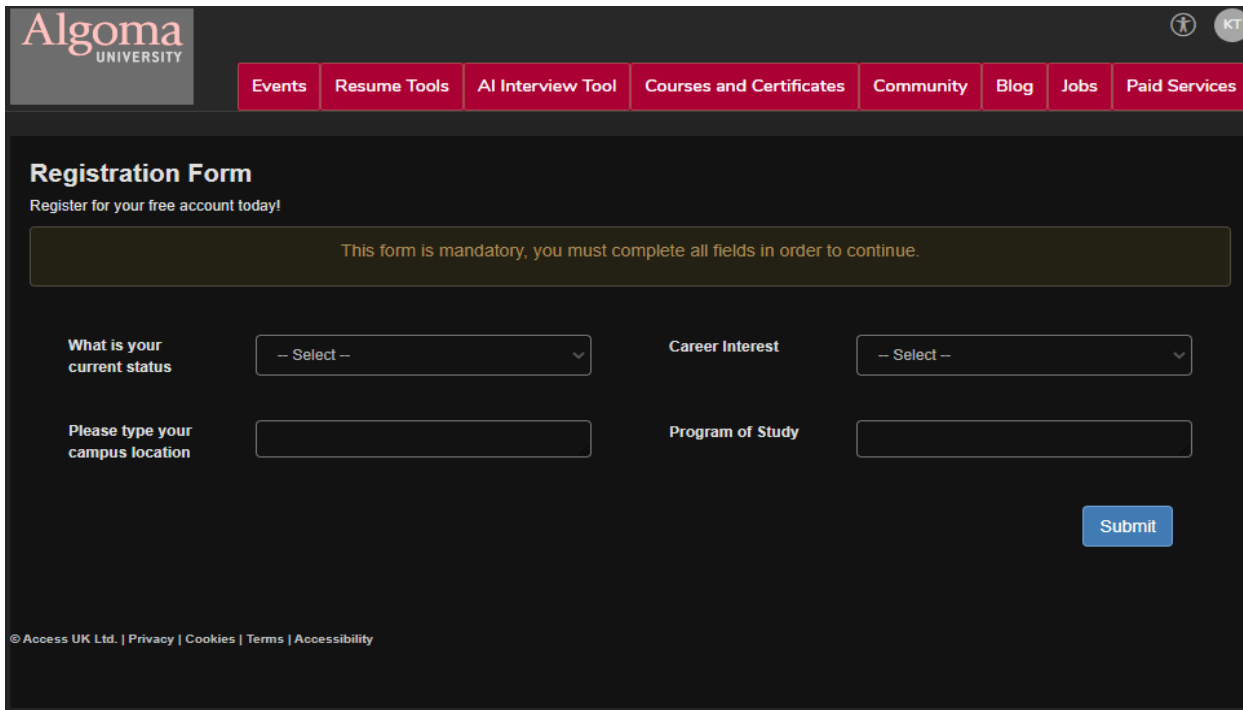
Configure Your Account



Privacy

Step 4:

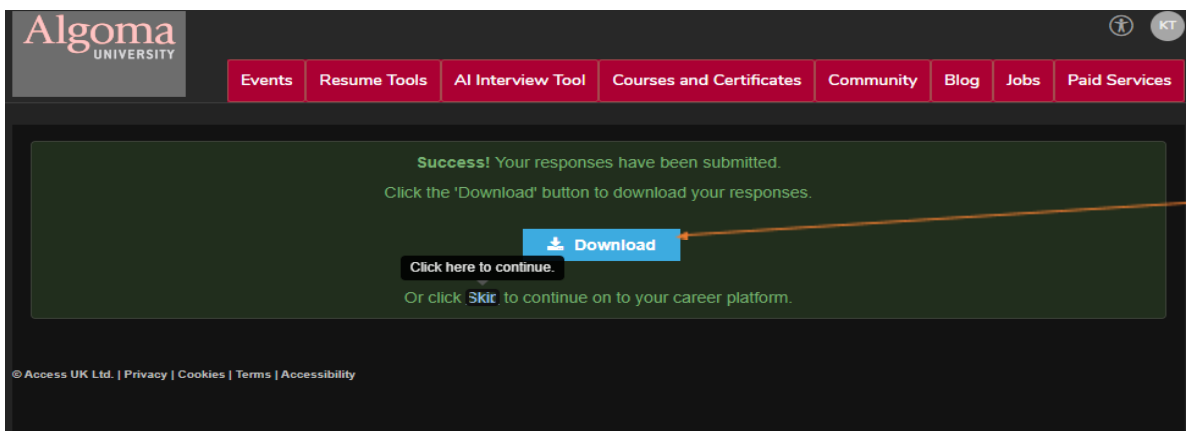
Fill out the form below and click on submit to complete registration.



The screenshot shows the Algoma University website header with the logo and navigation menu. The main content area is titled "Registration Form" and includes a sub-header "Register for your free account today!". A message states: "This form is mandatory, you must complete all fields in order to continue." The form contains four fields: "What is your current status" (dropdown menu), "Career Interest" (dropdown menu), "Please type your campus location" (text input), and "Program of Study" (text input). A blue "Submit" button is located at the bottom right of the form. The footer contains the text: "© Access UK Ltd. | Privacy | Cookies | Terms | Accessibility".

Step 5:

Press skip if you would like to continue or click on download if you would like a copy of your registration form, then click on continue.



The screenshot shows the Algoma University website header with the logo and navigation menu. The main content area displays a success message: "Success! Your responses have been submitted. Click the 'Download' button to download your responses." Below the message is a blue "Download" button with a download icon. A tooltip points to the button with the text "Click here to continue." Below the button, it says "Or click Skip to continue on to your career platform." The footer contains the text: "© Access UK Ltd. | Privacy | Cookies | Terms | Accessibility".

You're all set! Welcome to Devant!

The screenshot shows the Algoma University website interface. At the top left is the Algoma University logo. A navigation bar contains links for Events, Resume Tools, AI Interview Tool, Courses and Certificates, Community, Blog, Jobs, and Paid Services. A main banner features a 'FREE LIVE IMMIGRATION Q&A' event on Wednesday, November 30, from 6:00pm to 7:00pm EDT. The event description states: 'Don't miss this FREE opportunity to hear the latest IRCC updates from a Canadian Immigration Lawyer!' A 'LAUNCH' button is present. To the right of the banner is a profile for Ziah Sumar, a Barrister, Solicitor, Partner at Long Mangalji LLP, with a circular portrait and a red maple leaf graphic.

Welcome Karan

The dashboard includes four main content tiles:

- TAKE A TOUR**: Features an image of students and a '2 MINUTES' badge.
- GET HIRED MASTERCLASS**: Features an image of a woman and the text 'Get Hired MASTERCLASS'.
- TALENT SPOTLIGHT**: Features an image of a man and the text 'Devant Talent Spotlight' with a subtext 'Show Canada's employers that you're ready to work!'.
- AI MOCK INTERVIEW TOOL**: Features an image of a woman and a man in a meeting.

Below the tiles is a section titled 'in f' (likely 'in focus') with the sub-header 'Popular Employer Films'. It contains four film thumbnails:

- Receiving and acting on feedback positively**: Shows two men talking.
- Coping with stress and pressure**: Shows a hand holding a red stress ball.
- Second pillar of optimum performance: Sleep**: Shows a moon.
- Self-awareness explained**: Shows a yellow box with the text 'Self-awareness EXPLAINED'.

At the bottom of the dashboard is a red search bar with the text 'Search for e-learning content' and a magnifying glass icon. To the right of the search bar are icons for information, favorites, notifications, and sharing.



