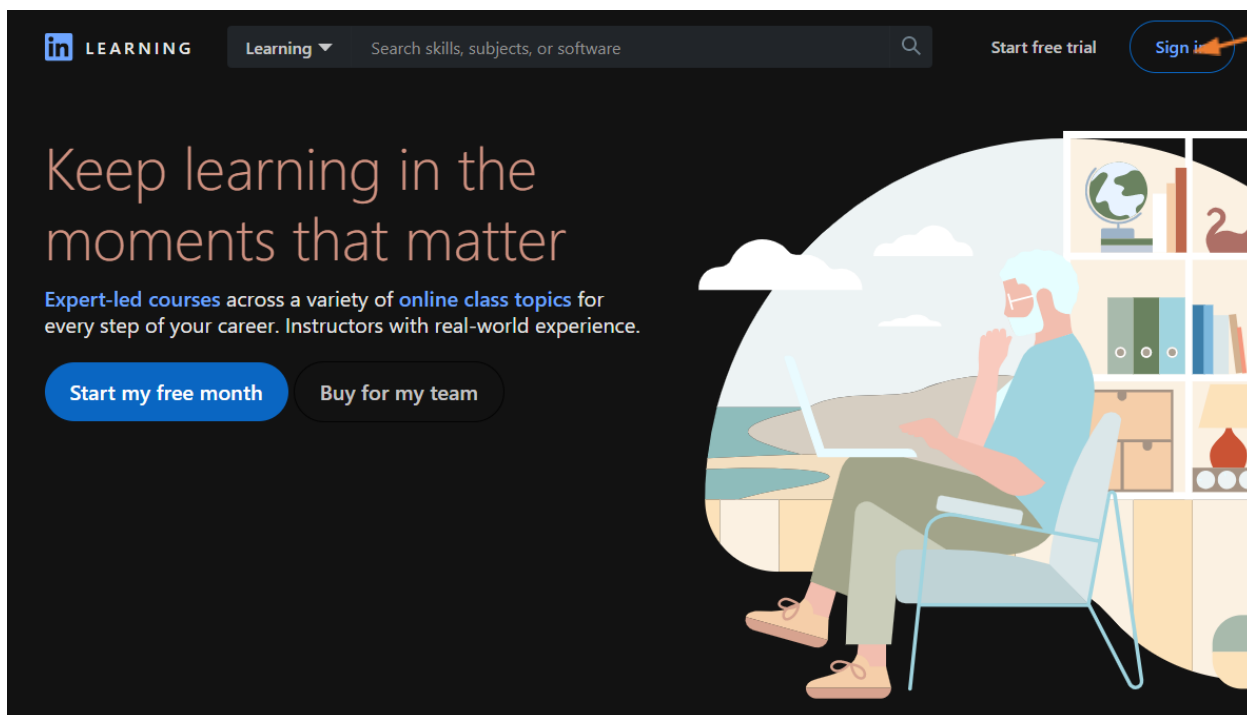




## LinkedIn Learning Registration Guide

### Step 1:

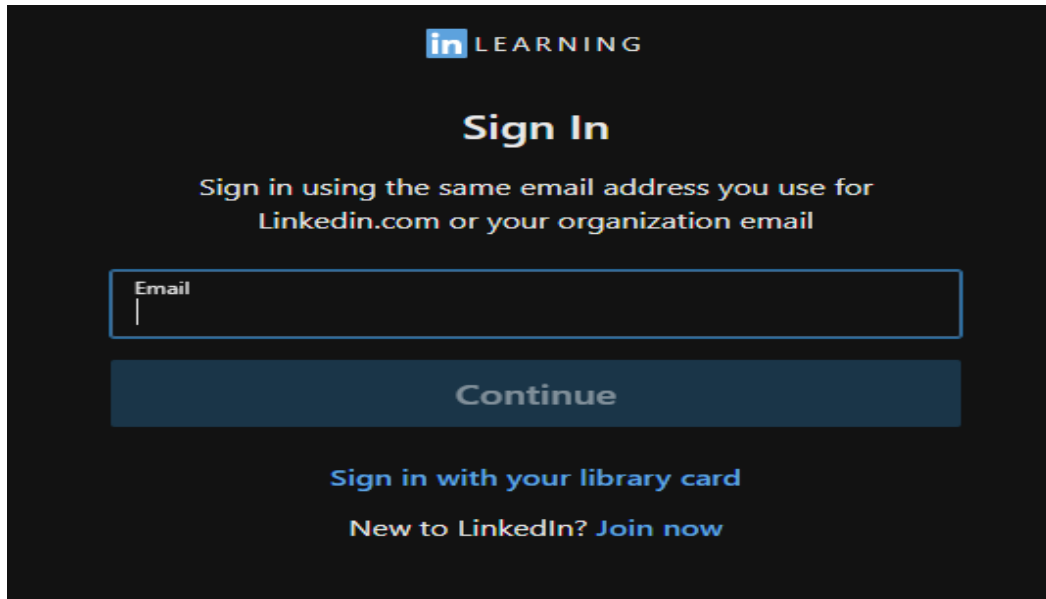
Click on <https://www.linkedin.com/learning/> and click on 'Sign In' to create your LinkedIn Learning Account.



## Step 2:

Sign in using your LinkedIn email address and click on continue. If you do not have a LinkedIn account, click on the link below to create an account.

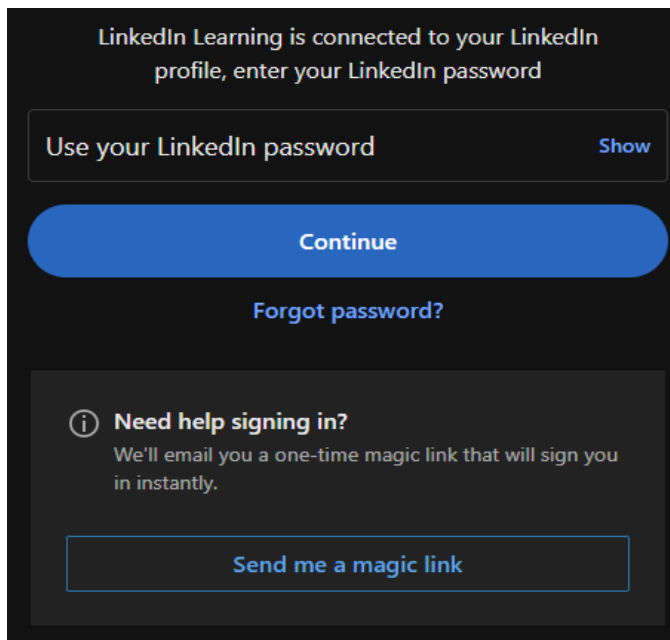
<https://www.linkedin.com/signup/cold-join>



The image shows the LinkedIn Learning sign-in interface. At the top, the LinkedIn Learning logo is displayed. Below it, the heading "Sign In" is centered. A sub-heading reads: "Sign in using the same email address you use for LinkedIn.com or your organization email". There is a text input field labeled "Email" with a cursor. Below the input field is a large blue button labeled "Continue". At the bottom, there are two links: "Sign in with your library card" and "New to LinkedIn? Join now".

## Step 3:

Enter the same password as your LinkedIn account and click continue.



The image shows the LinkedIn Learning password verification screen. At the top, it says: "LinkedIn Learning is connected to your LinkedIn profile, enter your LinkedIn password". Below this is a text input field with the placeholder "Use your LinkedIn password" and a "Show" link to toggle password visibility. A large blue button labeled "Continue" is centered below the input field. Below the button is a link for "Forgot password?". At the bottom, there is a section titled "Need help signing in?" with an information icon. The text below reads: "We'll email you a one-time magic link that will sign you in instantly." Below this text is a button labeled "Send me a magic link".

## Step 4:

You are now signed in. Welcome to LinkedIn Learning!

The screenshot shows the LinkedIn Learning interface. At the top, there is a navigation bar with the LinkedIn Learning logo, a search bar, and user options like 'Home', 'My Learning', 'Me', and 'EN'. Below the navigation bar, there are tabs for 'Solutions for: Business, Higher Education, Government, Buy for my team'. The main content area features a large video thumbnail of Ruchika Tulshyan with the course title 'Moving DEI from Intention to Impact with Ruchika Tulshyan'. Below the title, it indicates the course is 'Advanced', 59m 37s long, released on September 28, 2022, with a 4.8-star rating from 526 reviews and 67,280 learners. There are two buttons: 'Start my free month' and 'Buy this course'. A 'Preview' button is also visible over the video. Below the video, the 'WHAT'S INCLUDED' section lists '6 chapter quizzes', 'Access on tablet and phone', and 'Certificate of completion'. The 'Course description' section begins with 'You've probably encountered initiatives at your workplace focused on increasing inclusion. Some seem to work, some have no effect, and some even have a negative impact. What differentiates these efforts at creating inclusive environments? While they may all be created with good intentions, good intentions alone are not enough. In fact, as Ruchika Tulshyan illustrates in this course, good intentions without awareness can be the biggest barrier to creating a truly inclusive environment, because man...'. On the right side, there is a 'Share this course' link and a table of contents with two items: 'Introduction' (1m 34s) and '1. Why Good Intentions Alone Don't Lead To Good Impact in Inclusion' (4m 22s), both with 'Preview' and bookmark icons.



